



دائرة الثقافة والسياحة
DEPARTMENT OF CULTURE
AND TOURISM

ABU DHABI HOTEL PERFORMANCE REPORT

JUNE & YTD 2021



ABU DHABI HOTEL PERFORMANCE

دائرة الثقافة والسياحة
DEPARTMENT OF CULTURE
AND TOURISM




JUNE & YTD 2021

OVERALL PERFORMANCE – JUNE 2021

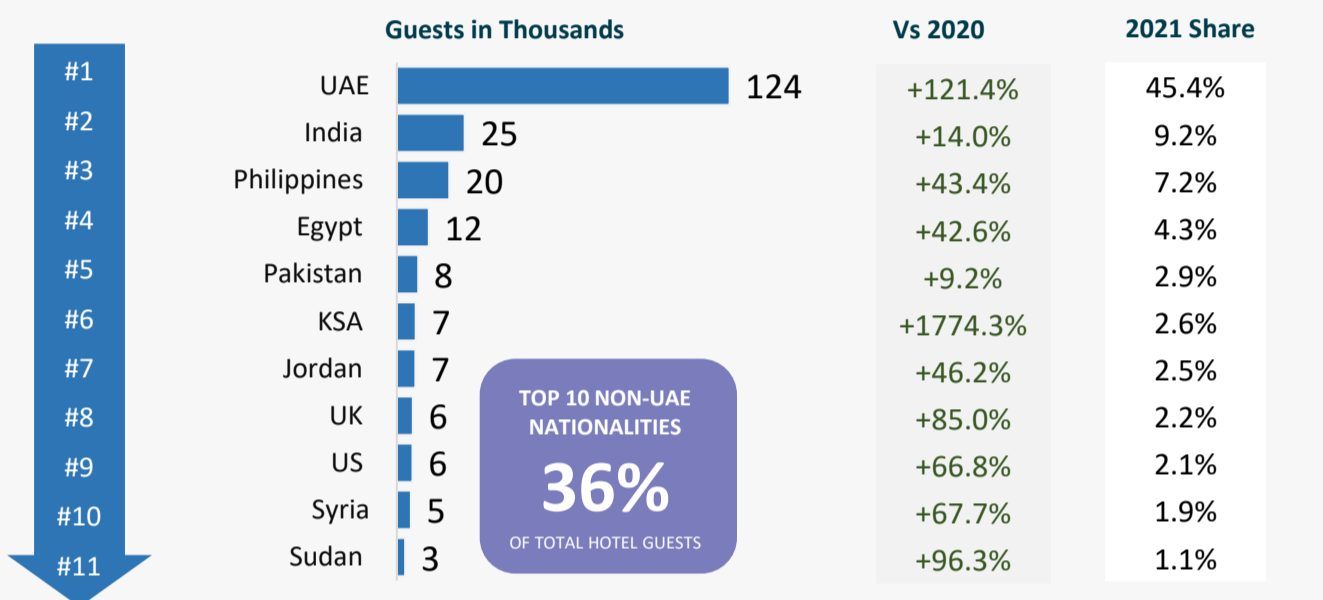
June 2021
Performance



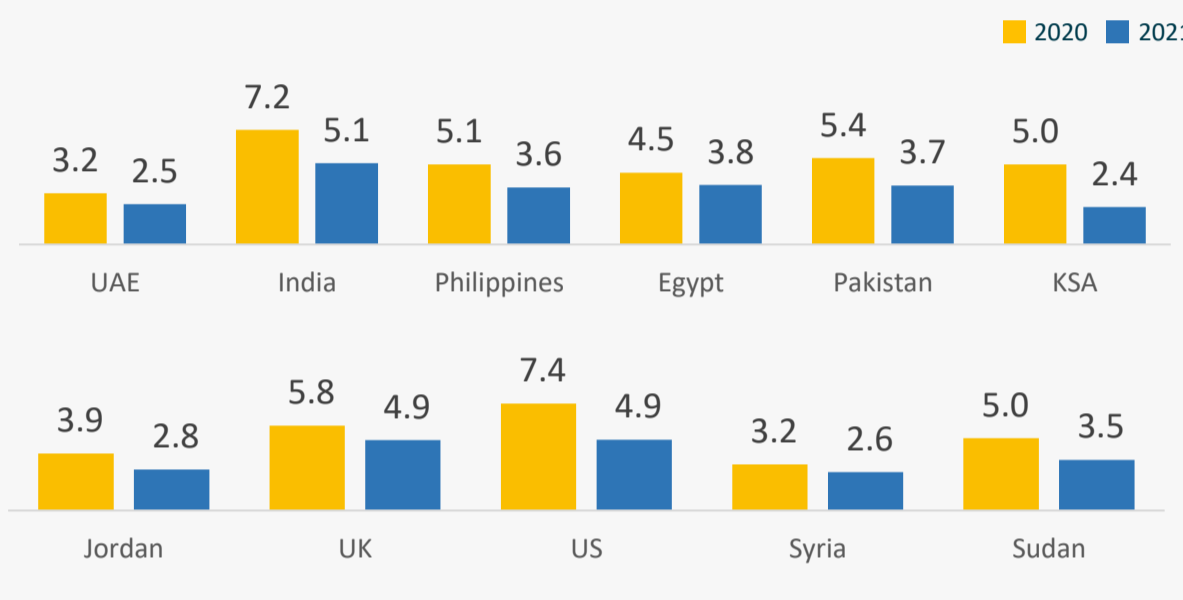
% Change vs
2020



HOTEL GUEST NATIONALITIES – JUNE 2021



ALOS ACROSS TOP NATIONALITIES – JUNE 2021



PERFORMANCE BY REGIONS – JUNE 2021

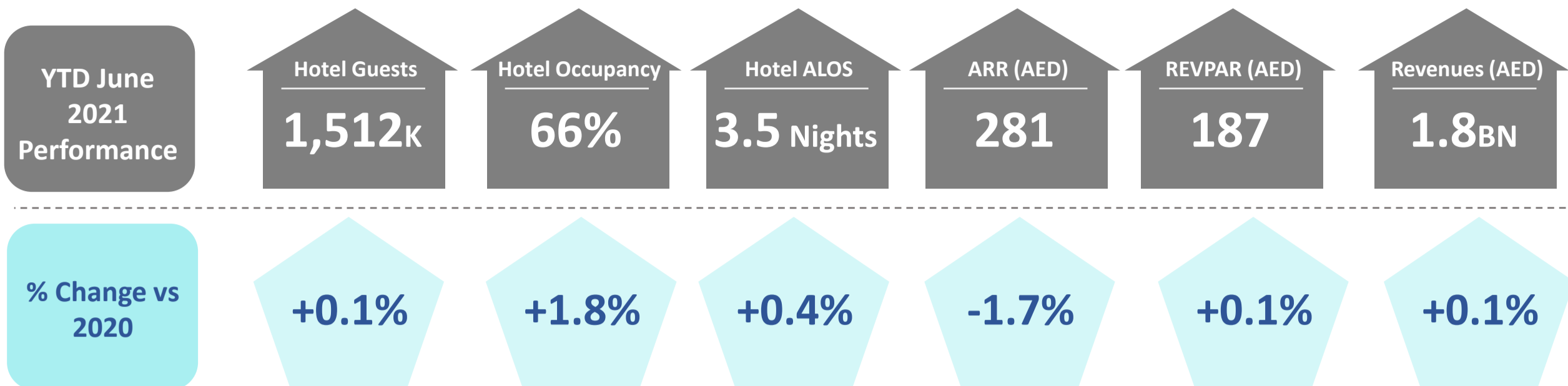
JUNE 2021	ABU DHABI		AL AIN		AL DHAFRA	
	Actuals	% Change vs 2020	Actuals	% Change vs 2020	Actuals	% Change vs 2020
Key Indicators						
Guests (K)	237.4	+76.9%	28.7	+63.7%	7.6	+48.6%
Occupancy	73%	+18.5%	67%	-3.9%	49%	-24.7%
ALOS (Nights)	3.5	-31.1%	2.5	-24.7%	3.1	-9.0%
Total Rev(M AED)	289.2	+61.9%	22.3	+71.8%	10.9	-38.1%
ARR (AED)	272	+19.1%	256	+40.8%	299	-28.6%
REVPAR (AED)	199	+41.1%	172	+35.3%	146	-46.2%

PERFORMANCE BY STAR-RATINGS – JUNE 2021

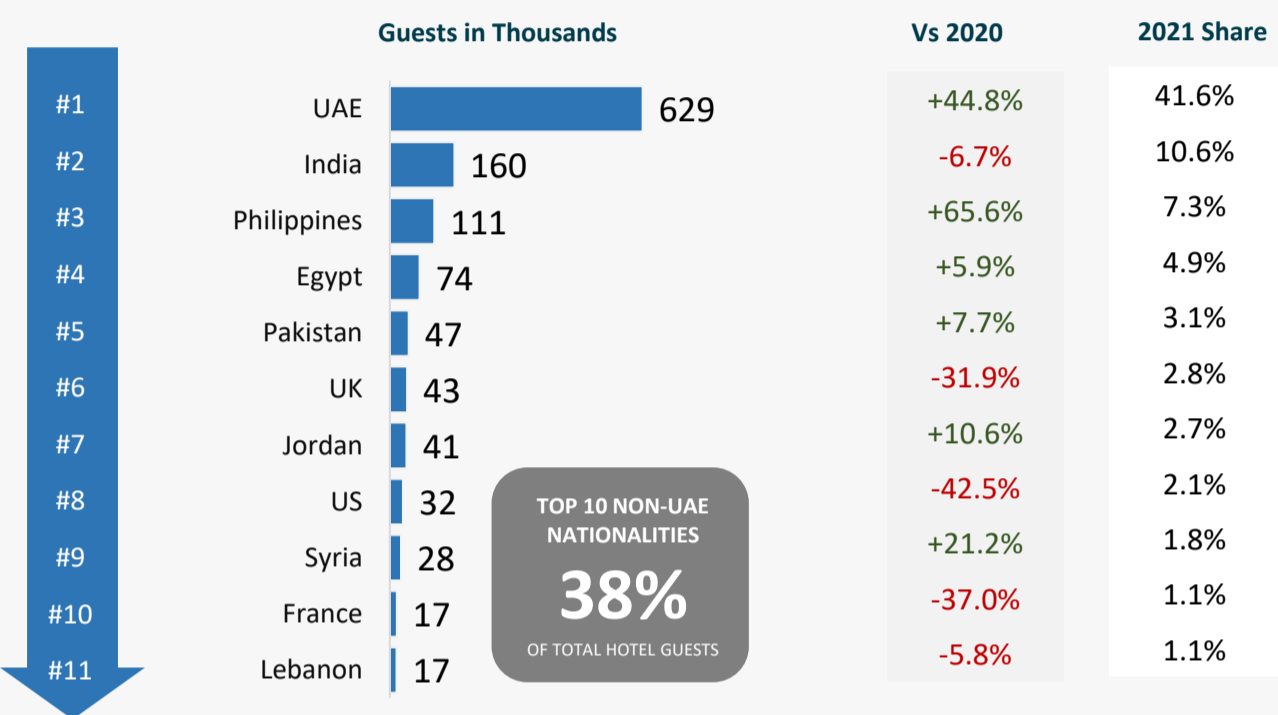
JUNE 2021	5-STAR HOTELS		4-STAR HOTELS		1-3 STAR HOTELS		HOTEL APARTMENTS	
	Actuals	% Change vs 2020	Actuals	% Change vs 2020	Actuals	% Change vs 2020	Actuals	% Change vs 2020
Key Indicators								
Guests (K)	118.5	+86.1%	86.5	+70.4%	43.5	+74.5%	25.2	+44.0%
Occupancy	63%	+21.5%	79%	+12.8%	76%	+9.7%	82%	+10.7%
ALOS (Nights)	3.1	-26.4%	2.7	-31.0%	3.0	-34.4%	7.2	-24.2%
Total Rev(M AED)	206.8	+70.6%	60.9	+43.8%	21.8	+44.4%	32.9	+7.7%
ARR (AED)	368	+23.7%	197	+13.5%	158	+13.4%	250	+4.0%
REVPAR (AED)	231	+50.2%	156	+28.0%	120	+24.3%	205	+15.1%

YTD JUNE 2021 PERFORMANCE

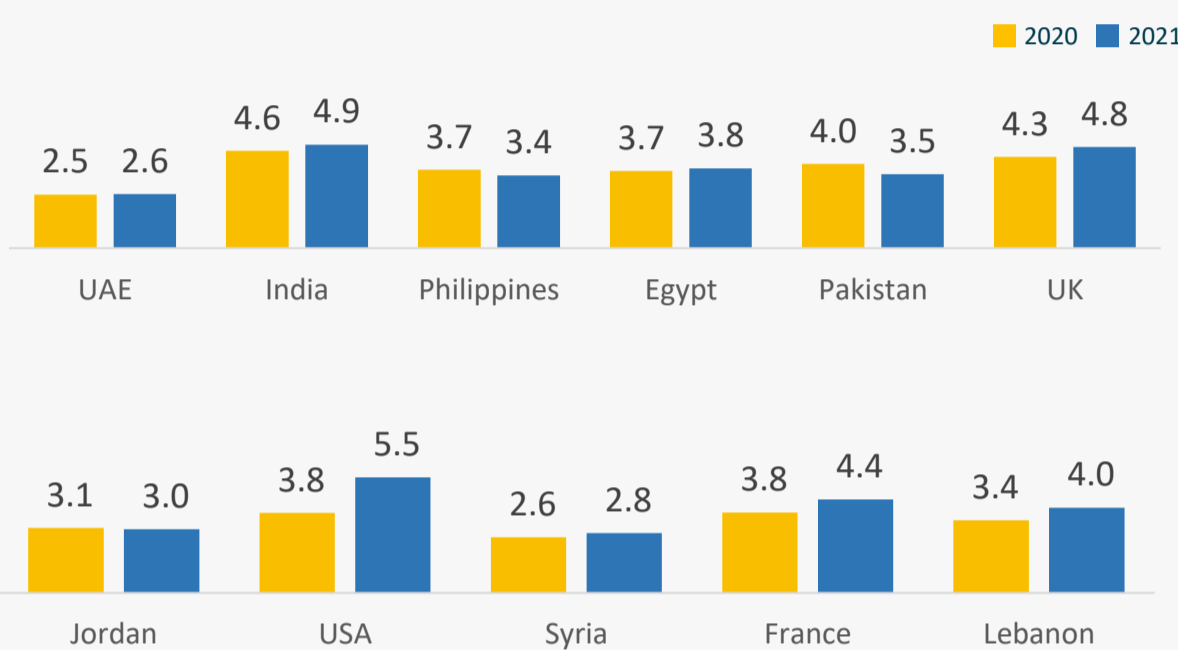
OVERALL PERFORMANCE – YTD JUNE 2021



HOTEL GUEST NATIONALITIES – YTD JUNE 2021



ALOS ACROSS TOP NATIONALITIES – YTD JUNE 2021



PERFORMANCE BY REGIONS – YTD JUNE 2021

YTD 2021	ABU DHABI		AL AIN		AL DHAFRA	
	Actuals	% Change vs 2020	Actuals	% Change vs 2020	Actuals	% Change vs 2020
Guests (K)	1,292.4	-1.4%	163.9	+9.3%	55.8	+11.4%
Occupancy	67%	+2.0%	67%	+13.9%	50%	-20.2%
ALOS (Nights)	3.6	-0.5%	2.6	+13.2%	3.0	+13.8%
Total Rev(M AED)	1,608.6	-1.0%	130.7	+43.2%	100	-17.5%
ARR (AED)	275	-2.5%	267	+25.6%	476	-20.8%
REVPAR (AED)	185	-0.5%	179	+43.1%	237	-36.7%

PERFORMANCE BY STAR-RATINGS – YTD JUNE 2021

YTD 2021	5-STAR HOTELS		4-STAR HOTELS		1-3 STAR HOTELS		HOTEL APARTMENTS	
	Actuals	% Change vs 2020	Actuals	% Change vs 2020	Actuals	% Change vs 2020	Actuals	% Change vs 2020
Guests (K)	593.0	-9.5%	521.2	+7.9%	243.5	+0.6%	154.4	+18.1%
Occupancy	57%	+5.0%	74%	+2.5%	71%	-0.2%	78%	-2.0%
ALOS (Nights)	3.5	+11.8%	2.6	-5.9%	3.0	-2.6%	7.0	-15.7%
Total Rev(M AED)	1,193.1	+2.2%	345.1	+5.2%	117.5	-10.5%	183.6	-12.7%
ARR (AED)	393	-3.1%	201	+0.1%	160	-5.3%	242	-4.3%
REVPAR (AED)	225	+1.8%	149	+2.6%	113	-5.4%	190	-6.2%